**CENTRIFUGAL DISC FINISHING MACHINES TT...-B**

## **TROWAL MASS FINISHING**

### **Centrifugal disc finishing machines TT...-B**


#### **1-Batch System**

#### **Top performance!**

Compared to vibrators, Trowal Turbotron centrifugal disc finishing machines offer up to 10 times higher grinding performance. Turbotron machines are mainly used for the removal of strong burrs and for the edge radiussing of small and medium size bulk parts. However, due to the application of special processing technologies, Turbotron machines are also suited for fine grinding and even polishing "super polishing" operations.

#### **How it works**

The rotating spinner (60 - 250 RPM) accelerates the work piece/media mass to the wall of the stationary work bowl and pushes the mass upwards along the work bowl wall. With decreasing acceleration and increasing gravity the mass slides back down to the spinner where it is again accelerated.



## Advanced machine technology

- Optimum dynamic geometry of spinner and work bowl

### At TT 60-B:

- Infinite water level control
- Infinitely adjustable speed of the spinner
- Automatic gap control via PLC gap can be adjustable with a precision of 0.01 mm
- Rinsing of gap prevents premature wear of spinner and work bowl
- Anti-blocking system prevents "seizure" of the spinner
- Additional protection of spinner and work bowl by temperature control in the gap area

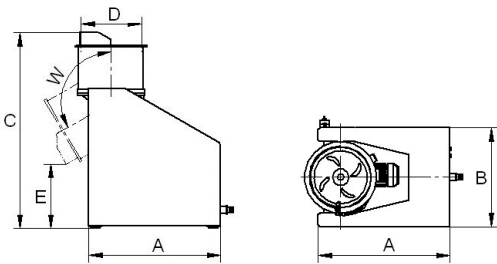
## TT...B-Machines...

These are stand-alone machines for operation without integrated loader, screening machine and media return system. The work bowls of the TT machines are pivoted as follows:

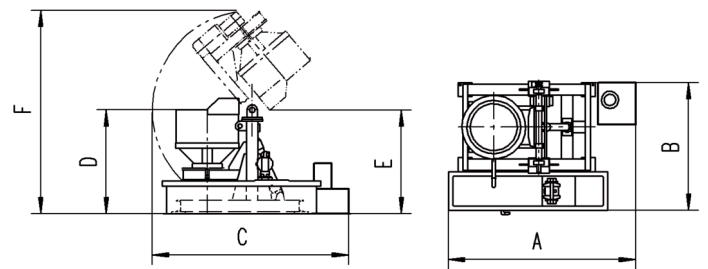
- TT 25: manually or electromotive (option)
- TT 45: electromotive
- From TT 60-B: hydraulically

By providing appropriate peripheral equipment such as loading and separation devices, a partial degree of automation is also possible.

## TT 25 and TT 45



## TT...-B



Machine types	TT 25	TT 45	TT 60-B	TT 90-B	TT 140-B
Gross volume litres	25	45	60	90	140
Capacity work pieces* (litres)	3 - 18	5 - 28	6 - 40	8 - 60	14 - 100
Material work bowl	PU	Steel / PU			
Drive mode	electric				
Spinning power kW	1.5	2.2	4	4	11
Speed max. RPM	235	235	213	213	178

\* Depending on the work piece geometry, material, sensitivity of the parts. The quantity of media and work pieces is determined by these factors.

## Technical Data TT 25 and TT 45

	A	B	C	D	E	W max.
TT 25	1,050	630	1,400	430	480	135°
TT 45	1,025	770	1,525	470	500	120°

Dimensions (mm)

## Technical Data TT...B

	A	B	C	D	E	F
TT 60-B	2,000	1,370	2,100	1,070	1,180	2,180
TT 90-B	2,000	1,370	2,100	1,120	1,110	2,180
TT 140-B	2,250	1,700	2,450	1,260	1,270	2,500

Dimensions (mm)